

# Bob Nasmith Innovation Backspace theatre tech package

## Address & Telephone

### **Mainspace and Backspace Theatres:**

16 Ryerson Avenue  
Toronto, Ontario  
M5T 2P3  
Phone: 416-504-7529  
Fax: 416-504-8980

### **Office:**

555 Richmond St. W.  
Suite 502  
Toronto, Ontario  
M5V 3B1  
Phone: 416-504-8988  
Fax: 416-504-8980

## Rental Procedure

Please note that Theatre Passe Muraille currently has a house plot in the Backspace, if you would like to hang your own lighting plot you will need to pay for crew to take down the current plot and put up your own plot as well as re-setting the plot at the end of your rental. The rental will pay for any additions/changes to the plot as well as, resetting the plot at the end of your rental.

This means that when you rent the space, you start with the lighting plot already up and masking will NOT be installed, but will be in storage. It is expected that you / your designers will provide us with your lighting design /stage design in advance (if you have a different lighting design), and on the FIRST day of your rental dates, the lighting design / stage design will be installed (if there are things to install).

Please email Producer Jenn Sartor: [jenns@passemuraille.on.ca](mailto:jenns@passemuraille.on.ca)

Include:

- Title of event/Production
- Title of your company (if applicable)
- Which venue you would like to rent (Mainspace or Backspace)
- Dates you would like to request (our weeks are Tuesday-Sunday)
- A little bit about what your event/production is

Once the conversation about rental dates starts, we may send you a tech questionnaire to fill out and return before the rental can be confirmed.

## What your Rental Includes

The contract goes into great detail, but essentially your rental fee for each week

**includes:**

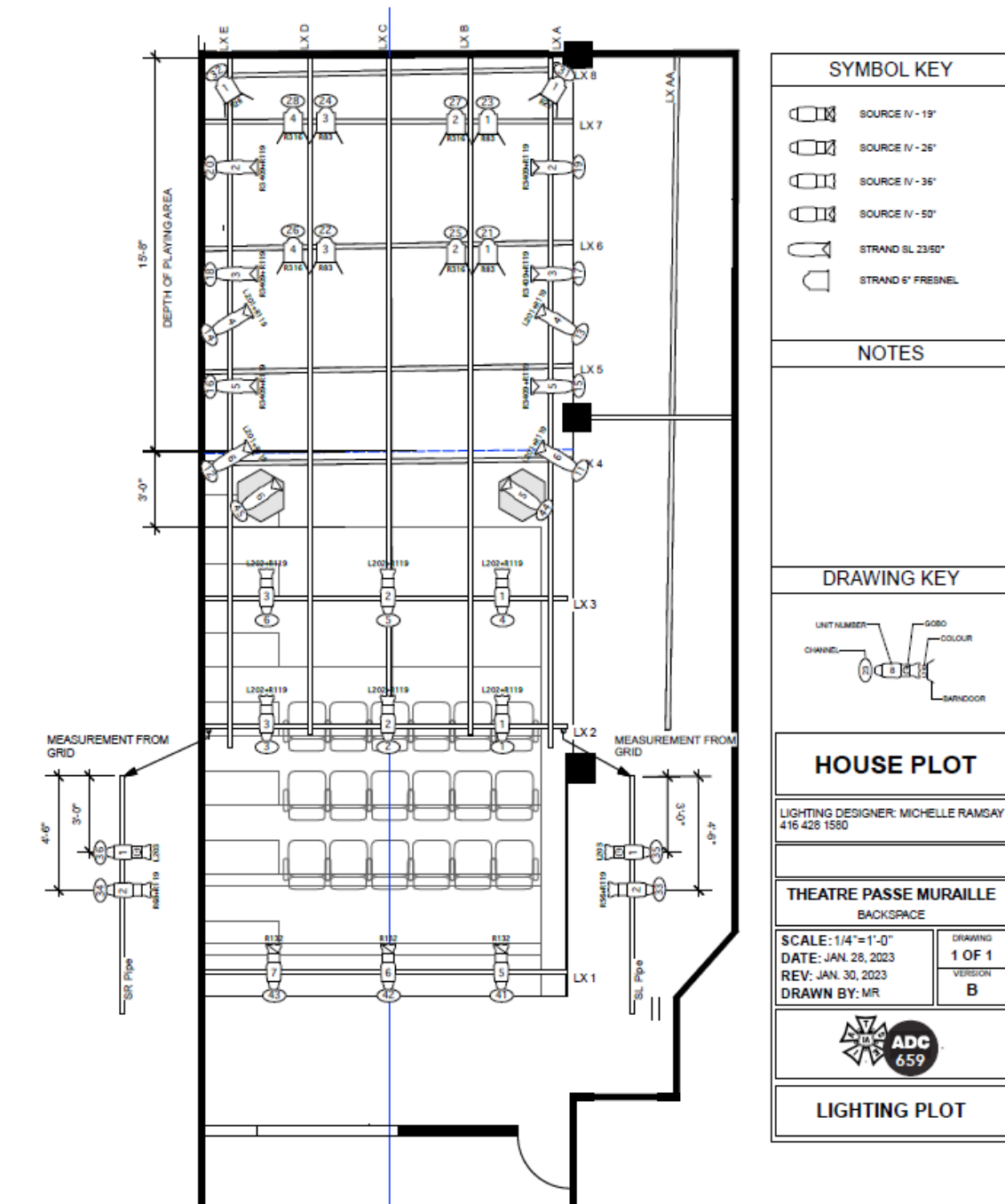
- 40 hours of our house technician time,
- all FOH & Box Office staff and costs if you stay within TPM's regular mainstage performance schedule: Wed-Sat @ 7:30pm & a Saturday Matinee @ 2:00 p.m.
- Web, phone & in person sale of your tickets.

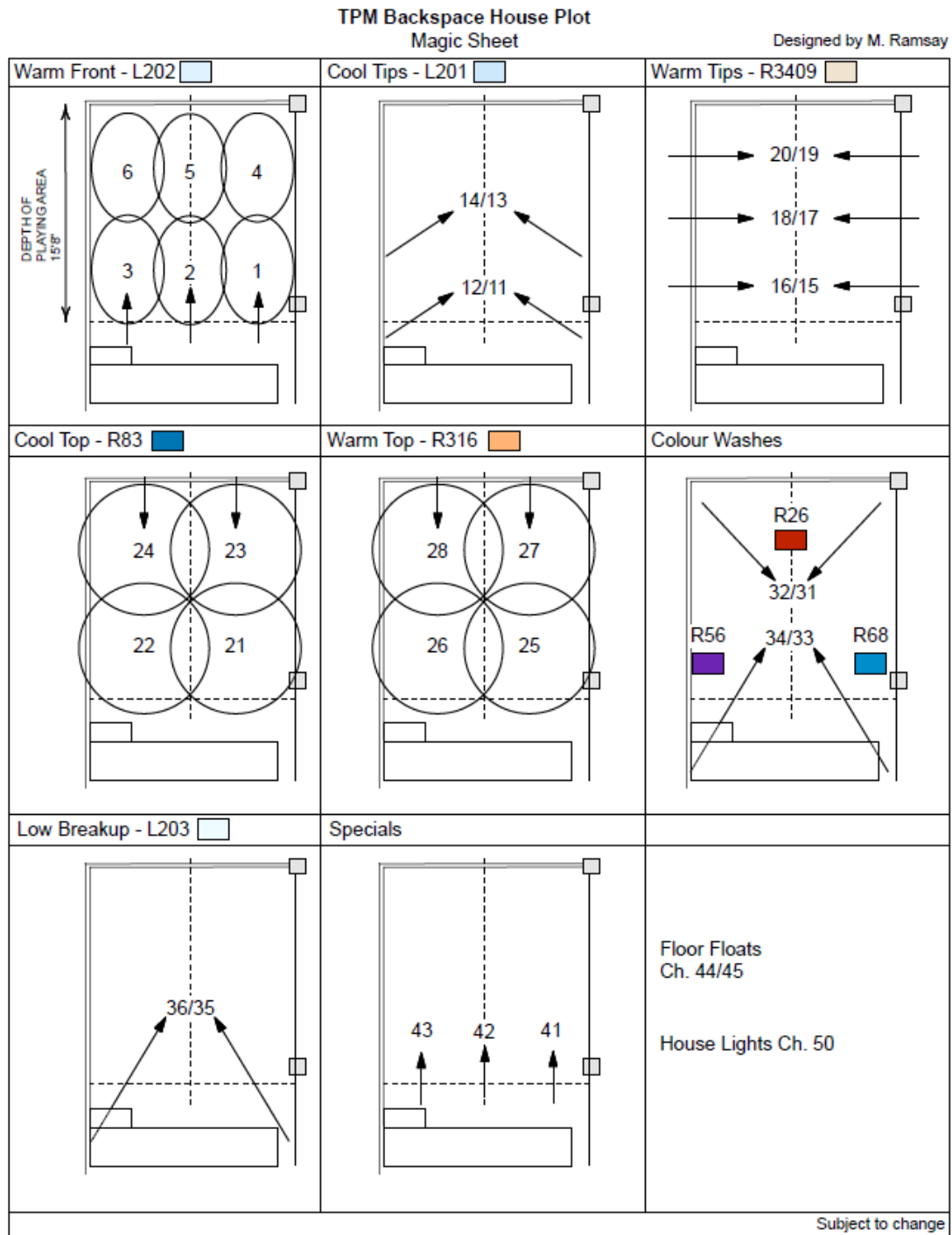
**What is not included:**

- Load in/Lighting Hang/Strike labour fees (if necessary) for the technicians beyond the house tech
- Insurance (we can provide you with forms to apply for 3rd party insurance through our insurer, or you can find another company)
- Any house technician time over the 40 hours per week.
- Any FOH / Box Office staffing charges for bringing in staff for performances outside of TPM's schedule.

Your rental comes with the lighting plot pictured below:

**\*NOTE:** Should you wish to make adjustments to the lighting plot you will need to budget the time and money for the labour to hang and focus the new lights and to build any cues needed as well as set the lights back to the way they were at the end of the rental. The director, or someone else, will still need to decide the looks of each cue.





### For Festival shows:

Please note that if you are involved in a festival (ie Fringe / Summerworks etc) you will likely not have access to the full equipment stock. Please go through your festival administrators to find out what is included for your show.

### Rental Coordinators

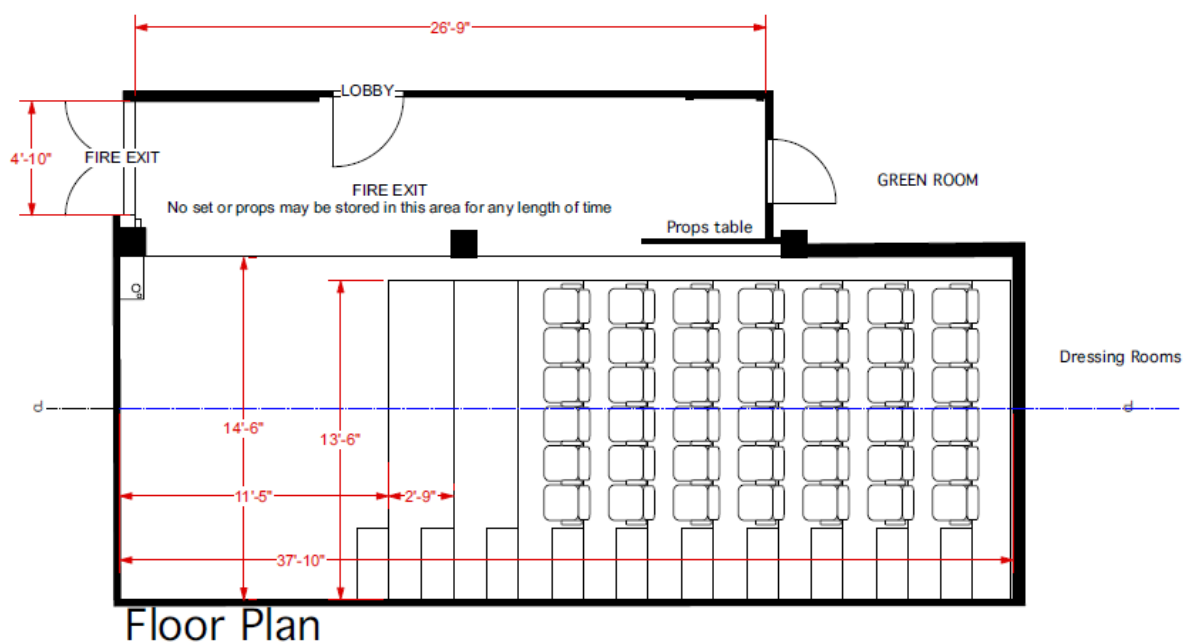
Jonathan Rooke – Production & Facility Manager [jonathanr@passemuraille.on.ca](mailto:jonathanr@passemuraille.on.ca) ext. 2138  
 Jenn Sartor – Producer [jenns@passemuraille.on.ca](mailto:jenns@passemuraille.on.ca) ext: 2127

### Backspace Capacities

The Audience Risers are individual red cushioned fabric seats with an aisle on the left audience side (when facing the stage area).

Number of Rows (audience risers)	Seats in front of the booth	Seats on Risers	Seats in front row (floor)	Total Seats	Stage depth with front row
4 Rows out	6	22	5	33	18'-11"
5 Rows out	6	28	5	39	16'-2"
6 Rows out	6	34	5	45	13'-6"
7 Rows out	6	40	5	51	11'-2"
Fully Extended (9 R)	6	52	5	63	8'-5"

### Deck



THEATRE PASSE MURALE Backspace	Groundplan
1/4" scale	Revision October 2022

### Dimensions

Depth: 19'2"

Width: 14'8" (14'4" between pillars)

Clearance under Balcony/Mezzanine SL: Varies

Grid Height:

- SL/SR Pipes – 14'4"-14'6"
- US/DS pipes – 14'3"-14'5"

NOTE: there is one step off the SL side of the stage, there is a ramp which goes towards the greenroom.

### Masking (please confirm in advance)

2 -two pieces of 7'6"H x 7'W for side masking | webbed and grommetted top, pocketed bottom  
If you require additional masking there is some shared inventory, please inquire.

### Shared Inventory Note:

With all shared inventory, please check for availability in advance.

NOTE: there may be an additional cost for shared inventory.

## Lighting

Control System	Console Accessories	Circuits
ETC Element 60/500	None	New Style Twist home runs spread US to DS along the SL balcony.
Dimming	Aux / Tie in Power	
48 dimmer ETC Sensor rack @ 1.2K. 1 dimmer reserved for House Lights.	None available	

### Instrument Inventory:

Fixture Type	Current	Lensing	Degree options	In Stock
Source-4 ERS - 575W	HPL			<b>36</b>
			19 Degree Barrels	<b>4</b>
			26 Degree Barrels	<b>7</b>
			36 Degree Barrels	<b>21</b>
			50 Degree Barrels	<b>3</b>
Strand SL Zooms	GLC- 575w		25-50 Degrees (zoom)	<b>12</b>
Strand Fresnels	BTR- 1000w	Stepped	14-68 Degrees	<b>16</b>

Altman Fresnel	BTL-500w	Stepped	9-59 Degrees	<b>25</b>
PARS	WFL (Wide)-1000w	Per Bulb	120-160 Degrees	<b>14</b>

## SHARED Lighting Accessories

### Check on availability

<b>7.5 " Barn Doors</b>	
2" Snoot	42
1" Snoot	3
No Snoot	12

<b>10" Barn Doors</b>
No Snoot

<b>Top Hats</b>	
<b>6.25"</b>	<b>9</b>

<b>Source-4 Manual Irises</b>	<b>6</b>
-----------------------------------	----------

### Automation (Extra cost for use, Shared Inventory)

2 - Rosco I-Cue moving Mirror

4 - Seachanger Tungsten for Source 4

1 - Rosco DMX Iris

1 - Radiance Hazer

## Sound

<b>Consoles</b>	<b>Console Accessories</b>	<b>Routing</b>
Behringer X32 Producer	none	On-board card in X32 via

		USB
<b>Playback</b>	<b>Amplifiers</b>	<b>Snake</b>
Qlab3 (Check for availability and cost) 1/8" Jack for Laptop, MP3 player etc	Ashly MOS FET 1200w 2000M x2	Behringer SD8 (Check availability)
<b>Speakers</b>	<b>Aux Equipment</b>	
2 x Yorkville NX750P (Our standard mains) 1 x Yorkville YSL Elite 12" 700W powered subwoofer	Yamaha SPX 900 multi-effect processor	

### Shared Sound Inventory:

<b>Mic Stands</b>		<b>Music Stands</b>	
Tripod Boom Stand	3	Stageline Adjustable Tripod	2
Bell Base Boom Stand	3	Manhasset Set Tripod	4
Straight Bell Base Stand	4		
Short Table Mic Stand	1	<b>Music Stand Lights</b>	
<b>Microphones</b>		Epic Non-Dimmable	4
Shure SM57	4		
Audix ADX40 Cardioid Hanging	3	<b>Dis</b>	
Shure C606	2	Zdirect Passive Mono	2
Shure RS25	3	Radial Passive Mono	1
Shure SM58	2	Art Passive Dual	1
Rode NTG8 Shotgun Mic	1		
Rode NT4 Stereo Condenser Mic	2		
Blue Yeti Microphone	1		

### Powered speakers

Yorkville C170P	11
-----------------	----



## Communications

### Intercom

- Single channel use.
- 3 headsets and beltpacks

## Camera Equipment

Shared (Extra cost for use, shared inventory)

Please contact us for this list

## Projections

Shared Projectors (Extra cost for use, shared inventory)

Panasonic PT-DZ530U

Epson ProG6150NL

1x 6'x8' pull down screen

## Mainspace Inventory

Panasonic PTRZ990BU x2

Lens options:

Standard lens x2

ET-DLE060 Zoom lens x2

## Shop, Rehearsal & Loading

### Cabaret stage

A bar and Cabaret space may be available for events during your run (Mainspace productions have first priority for the Cabaret area as it is within the Mainspace). Please contact Jenn [jenns@passemuraille.on.ca](mailto:jenns@passemuraille.on.ca) for more details.

### Shop

We do NOT have any shop space. Some basic carpentry can be done onsite, but please confirm with TPM's Production Manager.

### Rehearsal

We do NOT have any rehearsal space. The theatre may be rented as a rehearsal hall.

### Loading

**Loading is through a double door off/upstage left. Loading is done into the SL wing. Note the SL wing is a fire exit.**